



# Information on School Zones



*Why are some school speed zones 15 MPH and others 25 MPH? Why do some have flashers and others do not? How do I get a crossing guard at a marked crosswalk? How do I get a marked crosswalk? Why are some school signs yellow and others yellow-green? Are school zones in effect all day?*

## School Zone and School Crossing Zones

**School Zones** are considered the frontage of school that have access to the adjacent street that is not fenced or blocked off. **School Crossing Zones** are locations away from the school frontage where school aged pedestrians need to cross the street at non-controlled locations. State Law establishes **School Zones** at 15 miles per hour and **School Crossing Zones** at 25 miles per hour.

## Signage for School Zones and School Crossing Zones

Clark County signs all **School Zones** and **School Crossing Zones** in accordance with the **Manual on Uniform Traffic Control Devices (MUTCD)**. Each zone is marked with a SCHOOL ZONE sign (newer signs will have AHEAD below the sign). If a speed reduction is required, a SCHOOL SPEED LIMIT 15 or 25 is posted. At each uncontrolled crosswalk, a SCHOOL CROSSING sign (newer signs will have a downward arrow) will be placed at the crosswalk. At the end of each zone, an END SCHOOL ZONE and speed limit sign will be placed, if applicable.



or



AHEAD

indicates a school zone or school crossing zone.



or



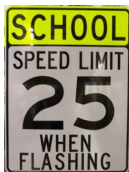
indicates where a school crossing/crosswalk exists.

## Time School Zones are in Effect.

**School Zones** and **School Crossing Zones** are in effect from 30 minutes prior to the start of the education day until 30 minutes after the education day ends per State Law. State law does allow for the speed reduction to not be in effect during the education day hours and for the school zones and school crossing zones can be posted **WHEN CHILDREN ARE PRESENT**. All **School Zones** and **School Crossing Zones** are in effect during the times that are on the signs, the flashers are active, or 30 minutes prior to the educational day starting until 30 minutes after the educational day ends when children are present in the zone depending on the sign posted.



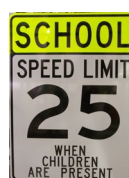
or



School zone or school crossing zone is only in effect when flashers are operating



or




School zone or school crossing zone is in effect during school hours when children are present in the school zone or school crossing zone.

## [Yellow vs fluorescent Yellow-Green School signs](#)

A recent change in the **MUTCD** allows for the use of more visible Fluorescent Yellow-Green (FYG) colored signs. Clark County has adopted this newer FYG color as our standard and is changing the older yellow signs to the newer FYG color, as the older signs need replacing. Both colors are proper and legal.

## [Flashers](#)

Flashers are installed on roadways with multiple lanes and normal speeds are over 35 miles per hour. Clark County is working with the school district to have flashers installed with the construction of the newer schools. Flashers in areas with older schools are being installed as funds permit.



## [How do I get a marked crosswalk?](#)

Marked crosswalks are established where the need exists to inform the motorist of where school aged children cross the road and to concentrate the area where school aged pedestrians must cross at uncontrolled crossings. Crosswalks are not established for school or public bus stop locations. Request for a marked crosswalk can be made by contact Clark County Public Works, Traffic Management at 702-455-6000 or email your request to [InTheWorks@ClarkCountyNV.gov](mailto:InTheWorks@ClarkCountyNV.gov).

## [Crossing Guards](#)

Crossing guards, within the unincorporated areas of Clark County, are contracted thru Clark County Public Works, Traffic Management Division. Crossing guards are **ONLY** provided at locations for elementary and middle school aged children at marked crosswalks. High school students may utilize crossing services of crossing guards.

Request for a crossing guards must be made by contacting the Clark County School District Engagement and Events Department, Safe Routes to School team at 702-799-0303, [grubejl@nv.ccsd.net](mailto:grubejl@nv.ccsd.net). This office will then forward the request to the respective school principal. For school in the unincorporated areas of Clark County, the principal will then make the request to Clark County Public Works, Traffic Management Division to evaluate the need for a crossing guard. If the conditions of the crossing meet the need, a crossing guard will be established for this crossing. Request for crossing guards are **NOT** taken directly by Clark County Public Works, Traffic Management Division from the public.

## [Safe Routes 2 School program](#)

Clark County has a **SAFE ROUTE 2 SCHOOL** program, which provides maps of the walking area of each elementary school and middle school in the unincorporated areas of Clark County. The interactive map and an information pamphlet are updated for each school prior to the new school year and are available on the Clark County website at: [https://www.clarkcountynv.gov/government/departments/public\\_works\\_department/suggested\\_routes\\_to\\_school\\_maps.php](https://www.clarkcountynv.gov/government/departments/public_works_department/suggested_routes_to_school_maps.php)

## [Want More Information?](#)

This flyer is for general purposes only. For more information, please contact the Clark County Department of Public Works, Traffic Management Division at (702) 455-6000 or email [InTheWorks@ClarkCountyNV.gov](mailto:InTheWorks@ClarkCountyNV.gov).

**NOTE:** The **MUTCD** is used throughout the country as the standard by which traffic control decisions are made. Nevada Revised Statute 484A.430 and County Code 14.12.070 require the County to use the **MUTCD** for placement of all traffic control devices. The complete **MUTCD** can be found at: [https://mutcd.fhwa.dot.gov/kno\\_11th\\_Edition.htm](https://mutcd.fhwa.dot.gov/kno_11th_Edition.htm)

April 2024